




## Berry Bash Invitation Tracker

	Name	Telephone	Verbal Invitation	Mailed Invitation	Day Before Follow-Up	Attended
1			__/__/__	__/__/__		
2			__/__/__	__/__/__		
3			__/__/__	__/__/__		
4			__/__/__	__/__/__		
5			__/__/__	__/__/__		
6			__/__/__	__/__/__		
7			__/__/__	__/__/__		
8			__/__/__	__/__/__		
9			__/__/__	__/__/__		
10			__/__/__	__/__/__		
11			__/__/__	__/__/__		
12			__/__/__	__/__/__		
13			__/__/__	__/__/__		
14			__/__/__	__/__/__		
15			__/__/__	__/__/__		
16			__/__/__	__/__/__		
17			__/__/__	__/__/__		
18			__/__/__	__/__/__		
19			__/__/__	__/__/__		
20			__/__/__	__/__/__		
21			__/__/__	__/__/__		
22			__/__/__	__/__/__		
23			__/__/__	__/__/__		
24			__/__/__	__/__/__		
25			__/__/__	__/__/__		





## Have a SPLASH by Attending our Berry Bash Party!

### Party Guidelines:



When working with your party, it is so important to remember that if you are a first time Party Host, you must have a more experienced Party Presenter attend and conduct your first 3 Berry Bash Parties. This is to ensure that you feel comfortable and secure in your new business.


A Berry Bash Party is just what it says, a PARTY, a FUN time to have with your friends, family and new acquaintances. This is a relaxed time for individuals to get together, laugh, share and experience all there is to know about the Patagonian Maqui Juice.

All parties begin with 2 things:

-  Date/Time/Location
-  Inviting and sharing with others

### How to begin planning for your party:

-  Choosing a Date/Time/Location is your first step. Remember, asking everyone you will be inviting when they would be available may cause frustration on your part. Just think when was the last time someone asked you if your schedule was cleared for a birthday party, shower or any other event or gathering. The same holds true for your Berry Bash Party.
-  Location ~ HOME is where the WARMTH is! You don't need to rent a Hotel or go to a noisy restaurant. HOME is where everyone feels comfortable and relaxed, able to let their hair down and truly laugh. That is what your GOAL should be for with your party.



Date/Time ~ The more formal piece of the party will last between 20-30 minutes maximum, so plan on arrival time and after party time for mingling, socializing and time to answer questions. Plan for 1 hour minimum for your party, understanding that as the fun continues, never rush anyone. Enjoy your evening and allow your guests to enjoy it also.

## Who to Invite?



During your first 48 hours with your business, your Corporate Berry Coordinator will help you get started properly. This includes working with on a list of the Top 20 individuals that you would love to share the Patagonian Maqui Juice with. This is where you begin! Even if you were so excited that you have Juice placed out to them already, you will still want to invite them to your Berry Bash Party.



Keep in mind, not everyone will be available to attend this event, so never limit your invitations to the number you want to attend. Always double your goal attendance to ensure that you have a successful gathering. For example, if your goal is 10 guests, make sure to invite 20.